



GEORGIA

PEACH STATE PATHWAYS

Career, Technical, & Agricultural Education

ACCT—ARCHITECTURAL DRAWING

PATHWAY: Architectural Drawing & Design

COURSE: Architectural Drawing & Design I

UNIT 1: Housing Styles



INTRODUCTION

Annotation:

This unit includes lessons on identifying different housing styles. Students will identify housing styles and their characteristics. Students will learn that housing styles have historical significance and some styles are more popular in some areas than in others.

Grade(s):

x	9 th
x	10 th
x	11 th
x	12 th

Time:

5 hrs

Author:

Connie Highnote

Additional Author(s):

Students with Disabilities:

For students with disabilities, the instructor should refer to the student's IEP to be sure that the accommodations specified are being provided. Instructors should also familiarize themselves with the provisions of Behavior Intervention Plans that may be part of a student's IEP. Frequent consultation with a student's special education instructor will be beneficial in providing appropriate differentiation.



FOCUS STANDARDS

GPS Focus Standards:

ACT-ADDI-1 Students will identify components related to the design process.

- a. Demonstrate an understanding of different house styles.

GPS Academic Standards:

SCSh9. Students will enhance reading in all curriculum areas.

ELA9RL5. The student understands and acquires new vocabulary and uses it correctly in reading and writing.

ELA11LSV1. The student participates in student-to-teacher, student-to-student, and group verbal interactions.

National / Local Standards / Industry / ISTE:



UNDERSTANDINGS & GOALS

Enduring Understandings:

Different housing styles exist to accommodate the different lifestyles and budgets of individuals and families. Housing styles are borrowed from history and the imagination. The existence of certain styles is based on the availability of building materials.

Essential Questions:

How many housing styles are there?

What style house do you live in? Is style based on budget?

How does history influence housing styles?

Knowledge from this Unit:

Students will be able to list the characteristics of different housing styles. Given a sketch or picture of the exterior of a home, students will be able to identify the style of the home.

Skills from this Unit:

Students will be able to identify different housing styles.



ASSESSMENT(S)

Assessment Method Type:

- ☒ Pre-test
- ☒ Objective assessment - multiple-choice, true- false, etc.
 - ☐ Quizzes/Tests
 - ☒ Unit test
- ☒ Group project
- ☒ Individual project
- ☐ Self-assessment - May include practice quizzes, games, simulations, checklists, etc.
 - ☐ Self-check rubrics
 - ☐ Self-check during writing/planning process
 - ☐ Journal reflections on concepts, personal experiences and impact on one's life
 - ☐ Reflect on evaluations of work from teachers, business partners, and competition judges
 - ☐ Academic prompts
 - ☐ Practice quizzes/tests
- ☐ Subjective assessment/Informal observations
 - ☐ Essay tests
 - ☐ Observe students working with partners
 - ☐ Observe students role playing
- ☐ Peer-assessment
 - ☐ Peer editing & commentary of products/projects/presentations using rubrics
 - ☐ Peer editing and/or critiquing
- ☒ Dialogue and Discussion
 - ☐ Student/teacher conferences
 - ☒ Partner and small group discussions
 - ☒ Whole group discussions
 - ☐ Interaction with/feedback from community members/speakers and business partners
- ☐ Constructed Responses
 - ☐ Chart good reading/writing/listening/speaking habits
 - ☐ Application of skills to real-life situations/scenarios
- ☒ Post-test

Assessment(s) Title:

Housing Styles Test,
Housing Styles Activity,
Housing Styles Brochure,
Housing Collage

Assessment(s) Description/Directions:

Given a written description of a housing style, use the internet to locate an illustration to match the description.
Given a list of housing styles, create a brochure that illustrates and describes each. Create a power point presentation that illustrates different housing styles.

Attachments for Assessment(s):

Floor Plan Analysis.doc
Housing Styles Characteristics.doc
Housing Styles Identification.doc
Housing Styles Test.doc



LEARNING EXPERIENCES

Sequence of Instruction

1. Identify the Standards. Standards should be posted in the classroom for each lesson.

ACT-ADDI-1 Students will identify components related to the design process.

- Demonstrate an understanding of different house styles.

2. Review Essential Questions.

How many housing styles are there?

What style house do you live in? Is style based on budget?

How does history influence housing styles?

3. Identify and review the unit vocabulary.

One and a half

story

Ranch

Split-level

Two-story

Dormer

Georgian

Saltbox

Garrison

Cape Cod

Southern Colonial

English

Dutch

French

Spanish

Farmhouse

Victorian

Contemporary

Basement

4. Interest approach – Mental set

Ask students to describe what the exterior of their houses looks like. Ask them what they like about the exterior appearance of homes and what they do not like. Ask them what makes one home look different from another.

Show students a slide presentation of different homes and have them make note of the different characteristics that they notice. Try to find a variety of homes such as underground and domed shaped.

Lesson 1 Housing Styles Characteristics

Present Housing Styles power point.

Ask students to identify the style of homes they live in based on three characteristics of the home. What makes their houses appealing or not appealing? Display several pictures of housing around the room. Give students a list of different housing styles and have them use a textbook or the internet to make a list of characteristics of that style.

Style Name	Distinguishing Characteristics	Area where popular or Historical Significance	Picture
Georgian			
Saltbox			
Garrison			

Cape Cod			
Southern Colonial			
English			
Dutch			
French			
Spanish			
Farmhouse			
Victorian			
Contemporary			
Basement			

Lesson 2 Housing Styles Identification

Given the knowledge of different housing styles, have students view the photos and determine what style name is best given to the home.

Housing Styles Identification

Study the handout with photographs of the ten different style homes and decide which style home it best represents. List the reasons for making your decision.

Design 1

Design 2

Design 3

Design 4

Design 5

Design 6


Design 7









Design 8

Design 9

Design 10

Housing Styles Identification cont.

<p>1.</p> 	<p>6.</p> 
---	--

2. 	7. 
3. 	8.  Argyriou/Images
4. 	9. 
5. 	10. 

Lesson 3 Housing Styles Brochure

Given the knowledge of different housing styles, have students create brochures highlighting their three favorite housing styles. Ask them to include descriptions of the homes along with visuals. Have the students create the brochures using Publisher and gather their images from the internet.

Lesson 4 Housing Styles Collage

Place students in teacher-assigned groups. Give each group a list of housing styles to research. Give students access to the internet and housing magazines. Have students work in their group to create a collage of illustrations and characteristics of the given styles. After completion, have each group present its collage to the class.

Attachments for Learning Experiences:

Housing Styles.ppt

Notes & Reflections:

Real estate sections in magazines are an excellent place to find photos of homes. Home magazines also feature home exteriors. Brick and siding companies have calendars that promote their products on homes. Ask students if they have family or friends who have availability to resources of housing photos.



CULMINATING PERFORMANCE TASK (Optional)

Culminating Unit Performance Task Title:

Culminating Unit Performance Task Description/Directions/Differentiated Instruction:

Attachments for Culminating Performance Task:



UNIT RESOURCES

Web Resources:

<http://www.buffaloah.com/a/archsty/index.html>

[http://architecture.about.com/od/housestyles/House Styles A Guide To Residential Architecture.htm](http://architecture.about.com/od/housestyles/House_Styles_A_Guide_To_Residential_Architecture.htm)

<http://www.greatbuildings.com/types.html>

Attachment(s):

Materials & Equipment:

Obtain sets of floor plans for this unit.

What 21st Century Technology was used in this unit?

<input type="checkbox"/>	Slide Show Software	<input type="checkbox"/>	Graphing Software	<input type="checkbox"/>	Audio File(s)
<input type="checkbox"/>	Interactive Whiteboard	<input type="checkbox"/>	Calculator	<input type="checkbox"/>	Graphic Organizer
<input type="checkbox"/>	Student Response System	<input checked="" type="checkbox"/>	Desktop Publishing	<input type="checkbox"/>	Image File(s)
<input type="checkbox"/>	Web Design Software	<input type="checkbox"/>	Blog	<input type="checkbox"/>	Video
<input type="checkbox"/>	Animation Software	<input type="checkbox"/>	Wiki	<input type="checkbox"/>	Electronic Game or Puzzle Maker
<input type="checkbox"/>	Email	<input checked="" type="checkbox"/>	Website		