

.....


.....

# 1 Color Notepad Design

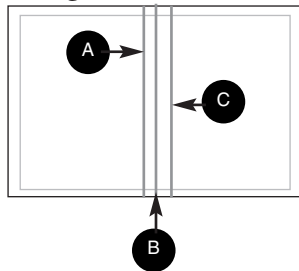
**Objective:** Given a notepad guide line sheet, various clipart sources, & a Mac computer loaded with the appropriate software, design two (2) notepads. Notepads will be printed in 1 color on the press. Notepad must meet all specs listed on guide line sheet.

## Project Guidelines

- 1.) Set up notepads in InDesign using the specs below.  
8.5 x 11 wide (not tall)  
Margin guides are .5 in all boxes.  
Automatic text box should NOT be checked.



- 2.) Add guides for each notepad.



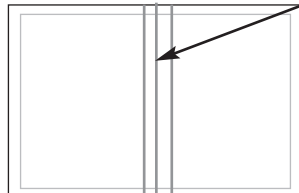
Pull the guides by click, hold & drag from the ruler on your left. Pull them to these measurements.

$A = 5''$

B= 5.5''

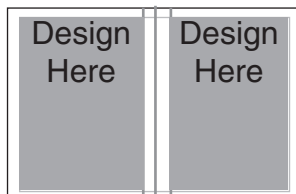
C= 6''

- 3.) Draw a cut line.



Draw a line  
here. This is  
where your  
notepad be  
cut.

- 4.) Design your two (2) notepads without going over the guidelines.



- 5.) Draw 8 thumbnails. You will choose 2 drawings for you thumbnails.

## Thumbnails go here

[illegible]

# 1 Color Notepads

## DESIGN GRADING RUBRIC

Name \_\_\_\_\_ Date \_\_\_\_\_ Block/Day \_\_\_\_\_

	WORTH	YOUR SCORE	FINAL SCORE
• Follow directions for elements of design?			
drew design	8 points	_____	_____
used elements of design	8 points	_____	_____
used principles of design	8 points	_____	_____
• Creativity/effort?			
used lines/shapes/clipart effectively	8 points	_____	_____
used fonts creatively	8 points	_____	_____
creative combinations	8 points	_____	_____
• Quality of the Layouts?			
neatly done <i>[no wrinkles, smudges]</i>	5 points	_____	_____
followed directions	10 points	_____	_____
• Included needed items?			
project sheet	2 points	_____	_____
thumbnails	2 points	_____	_____
completed critique <i>[put thought into it, detailed]</i>	2 points	_____	_____
• Met deadline?	10 points	_____	_____
• Bonus?	15 points	_____	_____
<b>TOTAL POINTS</b>	100 points	_____	_____

I was/wasn't pleased with my results because \_\_\_\_\_  
\_\_\_\_\_  
\_\_\_\_\_

Did I achieve a quality relief print? Why/why not? \_\_\_\_\_  
\_\_\_\_\_  
\_\_\_\_\_

Is the layout good? Why/why not? \_\_\_\_\_  
\_\_\_\_\_

This assignment helped me to understand \_\_\_\_\_  
\_\_\_\_\_

**COMMENTS (for instructor use only):**